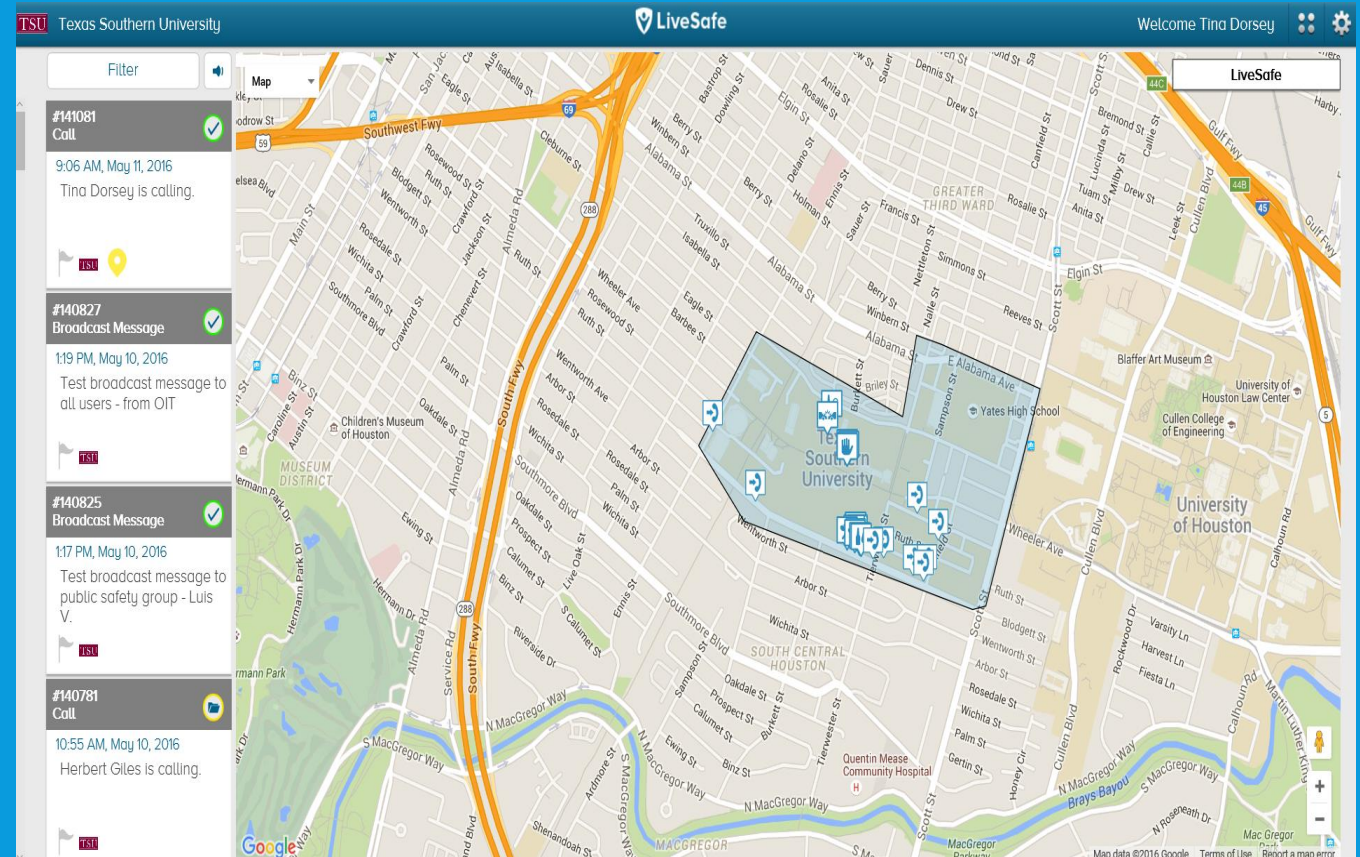




TEXAS SOUTHERN UNIVERSITY

- What is LiveSafe?
- How it works
- Support



WHAT IS LIVESAFE?

Empower students, faculty, and staff to contribute to campus safety by enabling quick, easy, and discreet two-way communications with campus safety officials.

- Providing a safer learning and workplace environment where your campus community feel engaged.
- Risk and incident prevention via tools that collect and connect the dots.
- Investment in student and employee safety.
- Customizable and can be integrated with a campus' current operations: day-to-day, incident workflow, and ENS.

HOW LIVESAFE WORKS – STUDENTS

SHARE INFO WITH SAFETY AND SECURITY

Submit tips related to safety concerns. Attach a photo, video, or audio file. You can even do it anonymously.



Access resources

Have fast access to organization resources: phone numbers, just-in-time training, and emergency procedures.

Share info with safety and security

Submit tips related to safety concerns. Attach a photo, video, or audio file. You can even do it anonymously.

Know what's around you

Use the Safety Map to see where you are in relation to organization buildings, safety places, and other information.

Tab navigation: Home

Keeps organization-related functionality in one place within the app.



Get LiveSafe

Download "LiveSafe" from the App Store or Google Play. Register and fill out your profile. Select your organization. You're set!

Request help in an emergency

Quickly access emergency numbers. Safety officials can leverage location-data in an emergency, allowing for faster response times.

Help ensure you and friends get home safely

Virtually walk contacts home and request a safety escort from security.

Tab navigation: SafeWalk and Notifications

Makes it easier for your community to quickly start a peer-to-peer SafeWalk and access broadcast messages.

HOW LIVESAFE WORKS – STUDENTS

REQUEST HELP IN AN EMERGENCY

Quickly access emergency numbers. Safety officials can leverage location-data in an emergency, allowing for faster response times.



Access resources

Have fast access to organization resources: phone numbers, just-in-time training, and emergency procedures.

Share info with safety and security

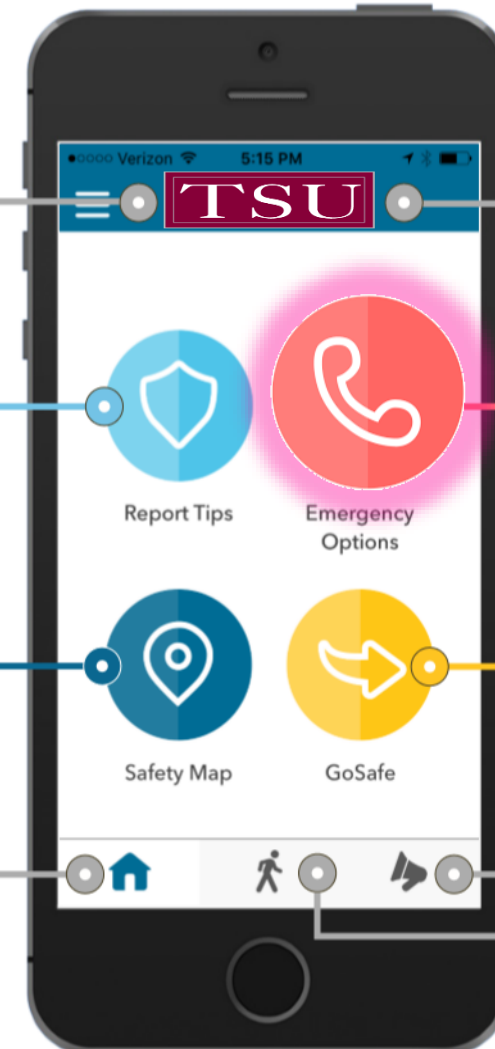
Submit tips related to safety concerns. Attach a photo, video, or audio file. You can even do it anonymously.

Know what's around you

Use the Safety Map to see where you are in relation to organization buildings, safety places, and other information.

Tab navigation: Home

Keeps organization-related functionality in one place within the app.



Get LiveSafe

Download "LiveSafe" from the App Store or Google Play. Register and fill out your profile. Select your organization. You're set!

Request help in an emergency

Quickly access emergency numbers. Safety officials can leverage location-data in an emergency, allowing for faster response times.

Help ensure you and friends get home safely

Virtually walk contacts home and request a safety escort from security.

Tab navigation: SafeWalk and Notifications

Makes it easier for your community to quickly start a peer-to-peer SafeWalk and access broadcast messages.

HOW LIVESAFE WORKS – STUDENTS

KNOW WHAT'S AROUND YOU

Use the Safety Map to see where you are in relation to organization buildings, safety places, and other information.



Access resources

Have fast access to organization resources: phone numbers, just-in-time training, and emergency procedures.

Share info with safety and security


Submit tips related to safety concerns. Attach a photo, video, or audio file. You can even do it anonymously.

Know what's around you

Use the Safety Map to see where you are in relation to organization buildings, safety places, and other information.

Tab navigation: Home

Keeps organization-related functionality in one place within the app.



Get LiveSafe

Download "LiveSafe" from the App Store or Google Play. Register and fill out your profile. Select your organization. You're set!

Request help in an emergency

Quickly access emergency numbers. Safety officials can leverage location-data in an emergency, allowing for faster response times.

Help ensure you and friends get home safely

Virtually walk contacts home and request a safety escort from security.

Tab navigation: SafeWalk and Notifications

Makes it easier for your community to quickly start a peer-to-peer SafeWalk and access broadcast messages.

HOW LIVESAFE WORKS – STUDENTS

**HELP ENSURE YOU AND
FRIENDS GET HOME SAFELY**
Virtually walk contacts home
and request a safety escort
from security.



Access resources

Have fast access to organization resources: phone numbers, just-in-time training, and emergency procedures.

Share info with safety and security

Submit tips related to safety concerns. Attach a photo, video, or audio file. You can even do it anonymously.

Know what's around you

Use the Safety Map to see where you are in relation to organization buildings, safety places, and other information.

Tab navigation: Home

Keeps organization-related functionality in one place within the app.



Get LiveSafe

Download "LiveSafe" from the App Store or Google Play. Register and fill out your profile. Select your organization. You're set!

Request help in an emergency

Quickly access emergency numbers. Safety officials can leverage location-data in an emergency, allowing for faster response times.

Help ensure you and friends get home safely

Virtually walk contacts home and request a safety escort from security.

Tab navigation: SafeWalk and Notifications

Makes it easier for your community to quickly start a peer-to-peer SafeWalk and access broadcast messages.

HOW LIVESAFE WORKS – DISPATCHERS



When a student submits a tip from their LifeSafe app, an alarm will sound until the dispatcher acknowledges the tip.

TSU Texas Southern University

LiveSafe

Welcome Tina Dorsey

Filter

Map

#141081
Call

9:06 AM, May 11, 2016

Tina Dorsey is calling.

#140827
Broadcast Message

1:19 PM, May 10, 2016

Test broadcast message to all users - from OIT

#140825
Broadcast Message

1:17 PM, May 10, 2016

Test broadcast message to public safety group - Luis V.

#140781
Call

10:55 AM, May 10, 2016

Herbert Giles is calling.

Google

Map data ©2016 Google

Terms of Use

Report a map error

How LIVESAFE WORKS – DISPATCHERS

TSU Texas Southern University

Filter

TSU

#126226 Harassment
11:07 AM, Apr 6, 2016
Test - cup is harassing me

TSU

#123226 Vandalism
3:13 PM, Mar 28, 2016
Suspect stole our projector

TSU

#122040 Broadcast Message
5:17 PM, Mar 23, 2016
Testing livesafe 5:17

TSU

#118967 Accident
1:32 PM, Mar 15, 2016
test. car has run into the fence in front of hannah hall

LiveSafe

Welcome Tina Dorsey

Tip Details

Tip Status: Closed

Open Tip

X

#123226, Vandalism

Organization: Texas Southern University
Submitted By: Luis Villarreal
7132086369
luis.villarreal@tsu.edu

Original Tip Info

#123226, Vandalism March 28, 2016 3:13 PM

Click here to view the case.

1

Tip Location

Map

Texas Southern University

Dashboard Tip Info (this info will appear in the published tip)

#123226, Vandalism 2016-03-28 03:13:05 PM

Est. Location: 3300-3314 Cleburne St, Houston, TX 77004, USA

Details:

Live Chat

Demo: Texas Southern University 3:14 PM
are you alright?

Demo: Texas Southern University 3:15 PM
yes but the door to our conference room is broken

{type message here}

SEND

3

Message history

1

Click here to view the case.

2

Enter message here.

Tina Dorsey
(713) 313-4430

